


# Room Heating Guide

---

Western Washington University Residences Facilities 2024



# Table of Contents

---

## Ridgeway

Gamma, Beta	3
SODA, Kappa, Clark Glass	4

## North Campus

Nash, Mathes, Higginson	5
Edens North, Edens	6

## South Campus

Fairhaven, Birnam Wood, Buchanan Towers	7
Buchanan Towers East Buchanan Towers East ADA Room	8

# Ridgeway

## Gamma



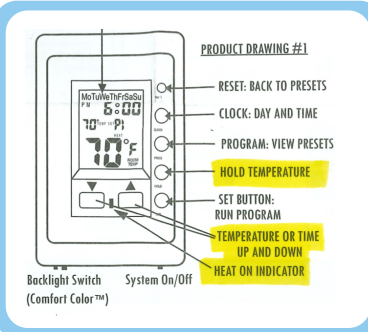
- You can find your heater valve at the bottom of your radiator
- Twist clockwise to increase heat, and counterclockwise to decrease
- The snowflake symbolizes frost protection
- The green tab is a reference mark for which level you are on

## Beta



- You can find your heater valve at the bottom of your radiator
- Follow the Arrow that says "open"
- Twist counterclockwise to increase heat and clockwise to decrease

## Beta



- You can find your Thermostat located on the wall
- Push the arrow pointing up to increase heat, and push the down arrow to decrease
- Remove the front cover to access hold temperature, clock, and presets

- **Note:** When you're away from your room for an extended period of time in the winter, please close all windows and keep your heater on. Place it on the lowest setting or on frost protection.

# Ridgeway

---

## SODA, Kappa



- You can find your heater valve located on your wall
- Twist counterclockwise to increase heat
- Twist clockwise to decrease heat

## Clark Glass



- You can find your thermostat located on your wall
- Push the arrow pointing up to increase heat
- Push the arrow pointing down to decrease heat
- Note, There is a timed heat on the thermostat. You may need to adjust it periodically to maintain desired room temperature.

- **Note:** When you're away from your room for an extended period of time in the winter, please close all windows and keep your heater on. Place it on the lowest setting or on frost protection.

# North Campus


---

## Nash



- You can find your thermostat located on your wall
- Twist counterclockwise to increase heat, clockwise to decrease heat
- The snowflake symbolizes frost protection

## Mathes



- You can find your thermostat located below the window, in the shelves
- Twist counterclockwise to increase heat
- Twist clockwise to decrease heat

## Higginson



- You can find your thermostat located on the wall
- The snowflake symbolizes frost protection
- Twist counterclockwise to increase heat, and clockwise to decrease

- **Note:** When you're away from your room for an extended period of time in the winter, please close all windows and keep your heater on. Place it on the lowest setting or on frost protection.

# North Campus

---

## Edens North



- You can find your heating vent below the windows
- Pull the silver bar left to open vent
- Pull the silver bar right to close the vent

## Edens Hall



- You can find your thermostat located at the bottom of your heater behind a latch
- The snowflake symbolizes frost protection
- Twist counterclockwise to increase heat, and clockwise to decrease

- **Note:** When you're away from your room for an extended period of time in the winter, please close all windows and keep your heater on. Place it on the lowest setting or on frost protection.

# South Campus

---

## Fairhaven



- You can find your heater valve under a latch near your baseboards
- Twist counterclockwise to increase heat
- Twist clockwise to decrease heat

## Birnam Wood



- You can find your thermostat on the wall in the living room
- Move the bar right to increase heat
- Move the bar left to decrease heat

## Buchanan Towers



- You can find your heater valve under a latch below the heater
- Twist counterclockwise to increase heat
- Twist clockwise to decrease heat

- **Note:** When you're away from your room for an extended period of time in the winter, please close all windows and keep your heater on. Place it on the lowest setting or on frost protection.

# South Campus

---

## Buchanan Towers East



- You can find your thermostat on the wall
- Twist clockwise to increase heat
- Twist counterclockwise to decrease heat

## Buchanan Towers East ADA Room



- You can find your thermostat located near the window sill
- The snowflake symbolizes frost protection
- Twist counterclockwise to increase heat, and clockwise to decrease

- **Note:** When you're away from your room for an extended period of time in the winter, please close all windows and keep your heater on. Place it on the lowest setting or on frost protection.